

# Grand Isle County

VERMONT KIDS COUNT

2008

total population	7,694
children under 18	1,578
median income	\$57,435
children living in poverty <sup>2</sup>	202
% children living in poverty <sup>2</sup>	12.8%

## Economic Security

	2000			2008 <sup>1</sup>			% change in County rates, 2000 - most recent	County rate compared to state rate
	County total	County rate	State rate	County total	Current rate	State rate		
Food Stamps	189	11.2	12.6	232	14.7	15.7	31.0%	6.8% lower
Dr. Dynasaur/Medicaid <sup>3</sup>	581	34.4	35.7	657	41.7	43.2	21.2%	3.6% lower
TANF (Reach-up) <sup>4</sup>	127	7.5	7.6	80	5.1	6.2	-32.1%	21.6% lower
School Meals <sup>5</sup>	291	36.3	26.7	255	41.3	35.8	13.6%	13.2% higher
New Families at Risk <sup>6</sup>	3	8.6	8.4	4	8.3	6.2	-3.5%	33.9% higher

### ECONOMIC SECURITY

At \$57,435, the median household income was 11% higher than the state median of \$51,704.

41.3% of public school students were approved for School Meals Programs, a 14% increase since 2000.

14.7% of children received 3SquaresVT (food stamp) benefits, slightly lower than the state average of 15.7%.

Rates of 3SquaresVT enrollments and students approved for School Meals both increased since 2000 -which may be related to increased child poverty as well as improved outreach.

41.7% of children were enrolled in Dr. Dynasaur/Medicaid, close to the state average of 43.2%.

With the exception of poverty, median income estimates, and school meals, all rates and counts are based on three-year averages. For example, the year 2008 represents the average of 2006-2008.

<sup>1</sup> 2008 data except School Meals (2009) and New Families at Risk (2007).

<sup>2</sup> Since the estimates are not based on direct counts, county data should not be compared. Smaller population areas have wider confidence intervals and should be used with caution. For more details and cautions, see: <http://www.census.gov/cgi-bin/saige/saige.cgi>. The 2008 Federal Poverty Threshold was \$22,025 for a family with two adults and two children.

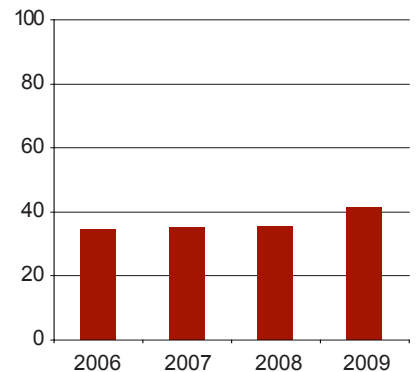
<sup>3</sup> Dr. Dynasaur, Vermont's public health insurance program for children and pregnant women.

<sup>4</sup> The Reach-Up Program is Vermont's version of TANF, the federal Temporary Aid to Needy Families Program.

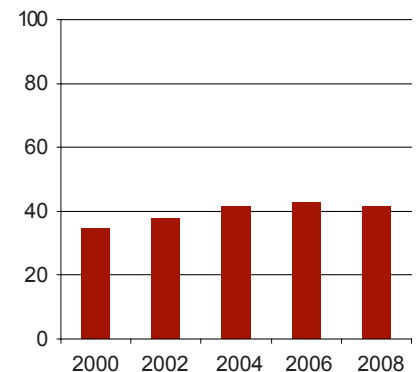
<sup>5</sup> Public school students approved for free and reduced-price Federal School Meals.

<sup>6</sup> Percentage of first births to unmarried women under 20 with less than 12 years of education.

Percent of Students Approved for Federal School Meals



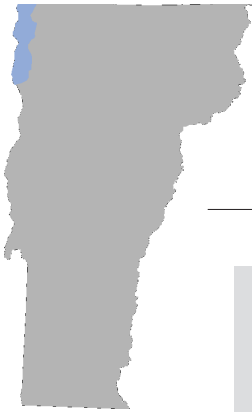
Percent of Children Enrolled in Dr. Dynasaur/Medicaid



**Voices**  
for Vermont's Children

A proud member of  
**Voices**  
FOR AMERICA'S CHILDREN

PO Box 261 • Montpelier, Vermont 05601 • 802-229-6377 • fax 802-229-4929  
vtkids@voicesforvtkids.org • www.voicesforvtkids.org



# Grand Isle County (continued)

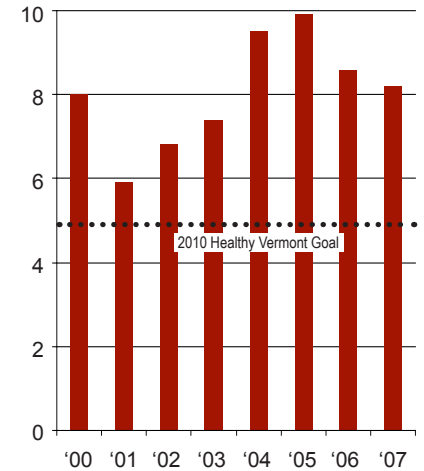
VERMONT KIDS COUNT



## Health Indicators

	2000			2007		
	County total	County rate	State rate	County total	County rate	State rate
Population <18 <sup>1</sup>	1,687	25.0	24.3	1,578	20.5	21.1
Early Prenatal care <sup>2</sup>	63	88.3	87.9	56	86.1	83.8
Low Birthweight <sup>3</sup>	6	8.0	6.1	4	8.2	6.2
Infant Mortality <sup>4</sup>	1	13.3	6.2	0	10.8	6.4
Child Deaths <sup>5</sup>	0	0.0	16.4	1	83.3	18.7
Teen Deaths <sup>6</sup>	0	0.0	71.9	0	0.0	52.3
Young Teen Births <sup>7</sup>	2	14.6	11.3	1	10.6	8.1
All Teen Births <sup>7</sup>	6	28.3	23.9	7	33.9	20.1

Percent Low Birthweight Babies



### HEALTH

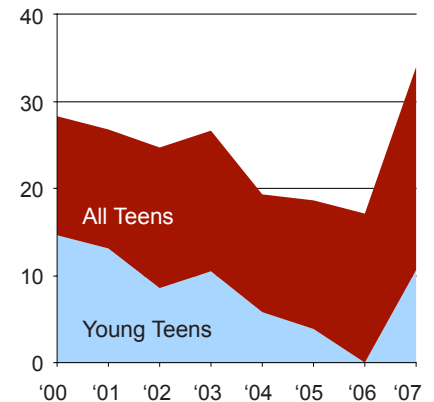
Between 2000 and 2008, the number of children in Grand Isle County declined by 6.5%. During that same time period, the state child population declined by 11%.

Babies with low birth weight—under 5.5 pounds—are at risk of respiratory conditions, cognitive and developmental delays, and long-term conditions. Our *Healthy Vermonters 2010* goal is to reduce the percentage of low birth weight babies to 5.0%. In 2007, Grand Isle County's rate was 8.2% of all live births, compared to 8.0% in 2000.

Teen birth rates were 33.9 per 1,000 teen girls aged 15-19, almost 70% higher than the state average of 20.1.

The percent of pregnant women receiving prenatal care within the first trimester was 86.1%, compared to the *Healthy Vermonters 2010* goal of 90%.

Births to Teens and Young Teens per 1000 Births



2007 data except population (2008); 2007 data are from the Vermont Department of Health. All health rates and counts are based on three-year averages. For example, the year 2008 represents the average of 2006-2008. Rates based on small counts should be used with caution. Such rates may change significantly from one period to the next—even if the actual count only increased from 1 to 2.

- 1 Children ages 0-17 as percent of total population.
- 2 Pregnant women who seek early prenatal care (within first trimester), per 100 live births.
- 3 Infants weighing less than 5.5 pounds at birth per 100 live births.
- 4 Infant deaths less than one year of age per 1,000 live births.
- 5 Child deaths per 100,000 children ages 1-14.
- 6 Teen deaths per 100,000 youths ages 15-19.
- 7 Young Teen Births refer to mothers ages 15-17; All Teen Births refers to mothers ages 15-19. Rates are per 1,000 females of the same age.

For definitions and sources: <http://www.voicesforvtrkids.org/wp-content/uploads/kidscount/sources.pdf>

Vermont KIDS COUNT research is funded by the Annie E. Casey Foundation. We thank them for their support but acknowledge that the findings presented in these county pages are those of Voices for Vermont's Children alone, and do not necessarily reflect the opinions of the Foundation.

**Voices**  
for Vermont's Children



Percent Pregnant Women Receiving Early Prenatal Care

